

Product features

- Built-in non isolated adjustable power LED driver
- Flicker-free LED driver
- Output current 200... 350 mA
- Max. output power 61.2 W
- For luminaires with protection class I
- 5 years warranty



Product specifications

164158 XZ-LH60B-171035-A

Output current	Input voltage	Output voltage	Efficiency @ full load	Current accuracy	Power factor	Dimension LxWxH (mm)
200 mA	220...240 Vac 220...240 Vdc	90...175 Vdc	90.5%	± 5%	0.71C...0.95	157x30x21
250 mA			92%			
300 mA			92.5%			
350 mA			93%			

Electrical specifications

Mains voltage supply

Rated input voltage range	220...240 Vac
Max. input voltage range	198...264 Vac
Rated frequency range	0/50/60 Hz
Max. input current	0.30 A @ 230 Vac

Battery operation

DC voltage range	220...240 Vdc
Max. DC voltage range	176...280 Vdc

Protection against voltage peaks

Withstand voltage	I/p-GND: 1.5 kVac, < 5 mA 60 sec; O/p-GND: 1.5 kVac, < 5 mA 60 sec
Mains surge immunity	L-N1 kV, L-GND 2 kV, N-GND 2 kV

Total harmonic distortion (THD)

At rated input voltage range @ full load	10%
------------------------------------------	-----

Output data

Output current tolerance	± 5% at rated input voltage range
Turn-on Delay time	0.5s at full load @ low rated input voltage
No load output voltage	250 Vdc
Ripple output current	5% (ripple = peak/average total 100 Hz)
Output PstLM	≤ 1 at full load @ rated input voltage
Output SVM	≤ 0.4 at full load @ rated input voltage

Protection functions output side

Short circuit protection	Yes
Over voltage protection	Yes

Connection terminals

Connection terminal type	45° push in terminal
Wire cross section	Input wire: 0.5...1.5 mm ² ; Output wire: 0.2...1.5 mm ²
Wire stripping length	8...9 mm

Degree of protection

Protection rating	IP20
-------------------	------

Operating data

Output voltage range	90...175 Vdc
Noise level	< 20 dB, at full load @ 100 cm distance

Circuit breaker / Inrush current

MCB loading quantity	Inrush current I _{peak} : 33.1 A			Inrush current T _{width} : 168 μs	
	MCB type	B10	C10	B16	C16
	Units	11	19	18	31

Supplementary instructions

- The luminaire manufacturer is responsible for measuring and verifying the EMI compliance of the complete luminaire, as the level of radio interference will vary depending on the luminaire construction. Especially primary and secondary cable lengths and their routing may have a significant effect on radio interference.
- Short circuit protection: Hiccup mode. Protection device will trigger when short circuit and will auto recover after the fault mode is removed
- Over voltage protection: Hiccup mode. Protection device will trigger when load voltage exceeds specified output voltage and will auto recover after the fault mode is removed.

Environmental specifications

Operating temperature	-20...+50°C
Storage temperature	-40...+80°C
Working humidity	10%...90%
Store humidity	5%...95%
Lifetime	at Tc 65°C: 100,000 hrs; at Tc 75°C: 50,000 hrs; Tc 85°C: 25,000 @ 230 Vac
Maximum Tc temperature	85°C

Safety & EMC compliance

ENEC+CE	CCC	SAA
EN 61347-1:2015/A1		AS 61347.2.13
EN 61347-2-13:2014/A1		AS/NZS 61347.1:2016+A1
EN IEC 62384		
EN 61347-1:2015/A1		
EN 61347-2-13:2014/A1		

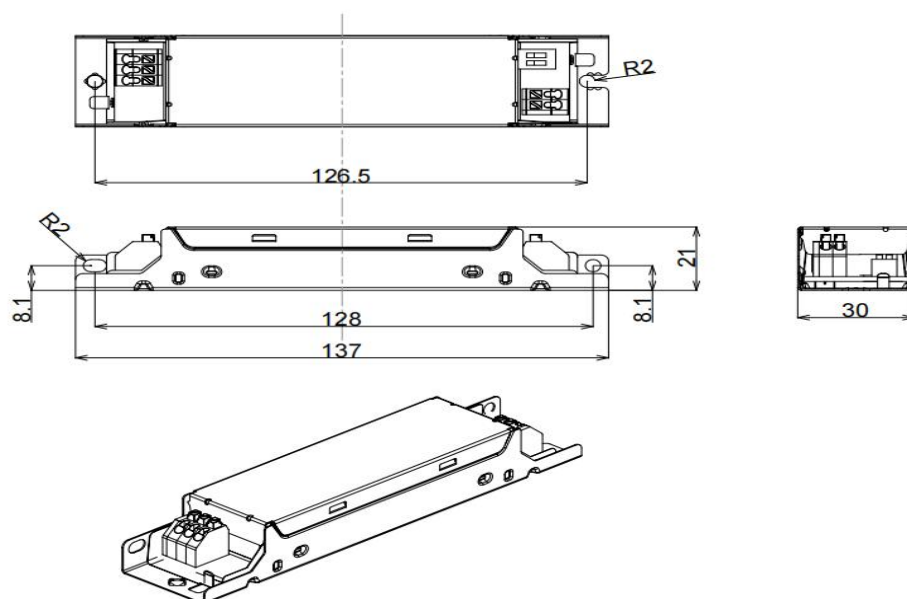
Dimensions

Housing dimensions


Length (L)	157 mm
Width (W)	30 mm
Height (H)	21 mm
Weight	0.1 kg

Packaging details

Packing units	60 pcs
Carton size	317 x 167 x 160 mm
Weight	6.5 kg



Wiring diagram



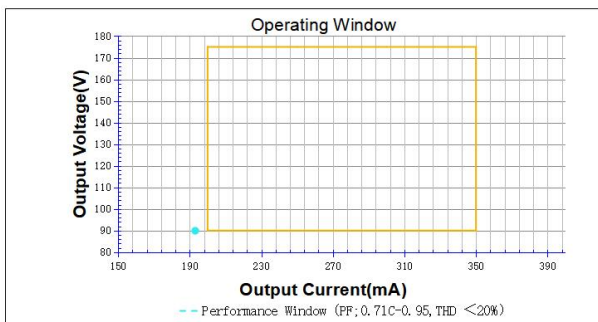
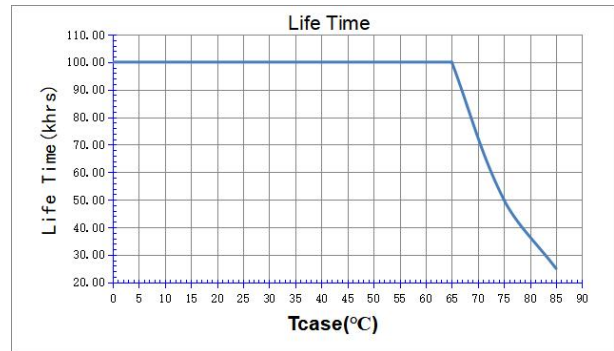
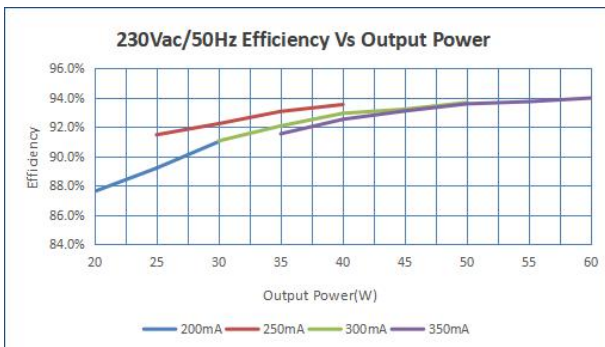
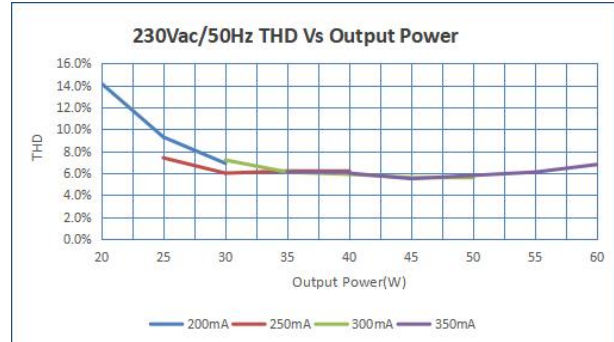
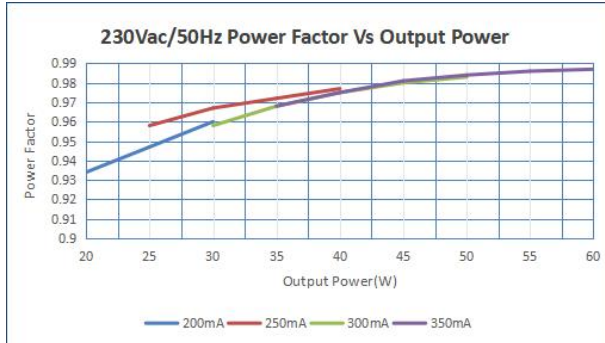
- All connections must be as short as possible to ensure good EMI performance.
- The luminaire wire should keep a certain distance from the LED power supply and other wires (5...10 cm is preferred).
- No secondary switches are allowed.
- Incorrect wiring can damage the LED.
- The wire must be well protected against short circuit.

Adjustable Output current with dip-switch



lout	1	2
200 mA	OFF	OFF
250 mA	OFF	ON
300 mA	ON	OFF
350 mA	ON	ON

Technical information



It's important to set the output current (AOC value) according to the LED voltage and make sure the power is within 61.2 W + 5%.

Example of AOC settings

V LED (Vdc)	AOC max	Pout (W)
90...175 Vdc	200 mA	31.7
90...175 Vdc	250 mA	42
90...175 Vdc	300 mA	51.6
90...175 Vdc	350 mA	61.7