


Product features

- Built-in non isolated adjustable power LED driver
- Flicker-free LED driver
- Current adjustment via NFC
- Output current 200...900 mA
- Max. output power 150 W
- Constant lumen output (CLO)
- DC emergency
- Current output default value 15 %
- For luminaires with protection class I
- 5-year warranty



Product specifications

161249 ID ELNCB 150/230/200-900 NFC IND

Output current	Input voltage	Output voltage	Efficiency @full load	Current accuracy	Power factor	Dimension LxWxH (mm)
200...900 mA	220...240 Vac 220...240 Vdc	64...290 Vdc	94%	± 5%	0.9	358x30x21

Electrical specifications

Mains voltage supply

Rated input voltage range	220...240 Vac
Max. input voltage range	198...264 Vac
Rated frequency range	0/50/60 Hz
Max. input current	0.8 A @ 230 Vac

Battery operation

DC voltage range	220...240 Vdc
Max. DC voltage range	176...276 Vdc

Protection against voltage peaks

Withstand voltage	I/p-FG: 1.5 kVac, < 5 mA 60 sec
Mains surge immunity	L-N 4 kV, L-FG 4 kV, N-FG 4 kV

Total harmonic distortion (THD)

At rated input voltage range @ full load	10%
--	-----

Output data

Output current tolerance	± 5% at rated input voltage range
No load output voltage	300 Vdc
Ripple output current	5%
Output PstLM	≤ 1 at full load @ rated input voltage
Output SVM	≤ 0.4 at full load @ rated input voltage

Protection functions output side

Overvoltage protection	The output voltage is less than or equal to 300 V
Overpower protection	The output power is less than or equal to 170 W
Short circuit protection	Yes

Connection terminals

Connection terminal type	0° push in terminal
Wire cross section	Input wire: 0.5 - 1.5 mm ² and output wire: 0.2 - 1.5 mm ²
Wire stripping length	8...9 mm

Degree of protection

Protection rating	IP20
-------------------	------

Operating data

Output current range	NFC control adjusts the current: 200...900 mA
Default current	200 mA
Output voltage range	64...290 Vdc
Noise level	< 20dB, at full load @ 100cm distance

Circuit breaker / Inrush current

MCB loading quantity	Inrush current I _{peak} : 15.6 A			Inrush current T _{width} : 260 μs	
	MCB type	B10	C10	B16	C16
	Units	11	11	18	18

Supplementary instructions

- The luminaire manufacturer is responsible for measuring and verifying the EMI compliance of the complete luminaire, as the level of radio interference will vary depending on the luminaire construction. Especially primary and secondary cable lengths and their routing may have a significant effect on radio interference.
- Short circuit protection: Hiccup mode. Protection device will trigger when short circuit and will auto recover after the fault mode is removed

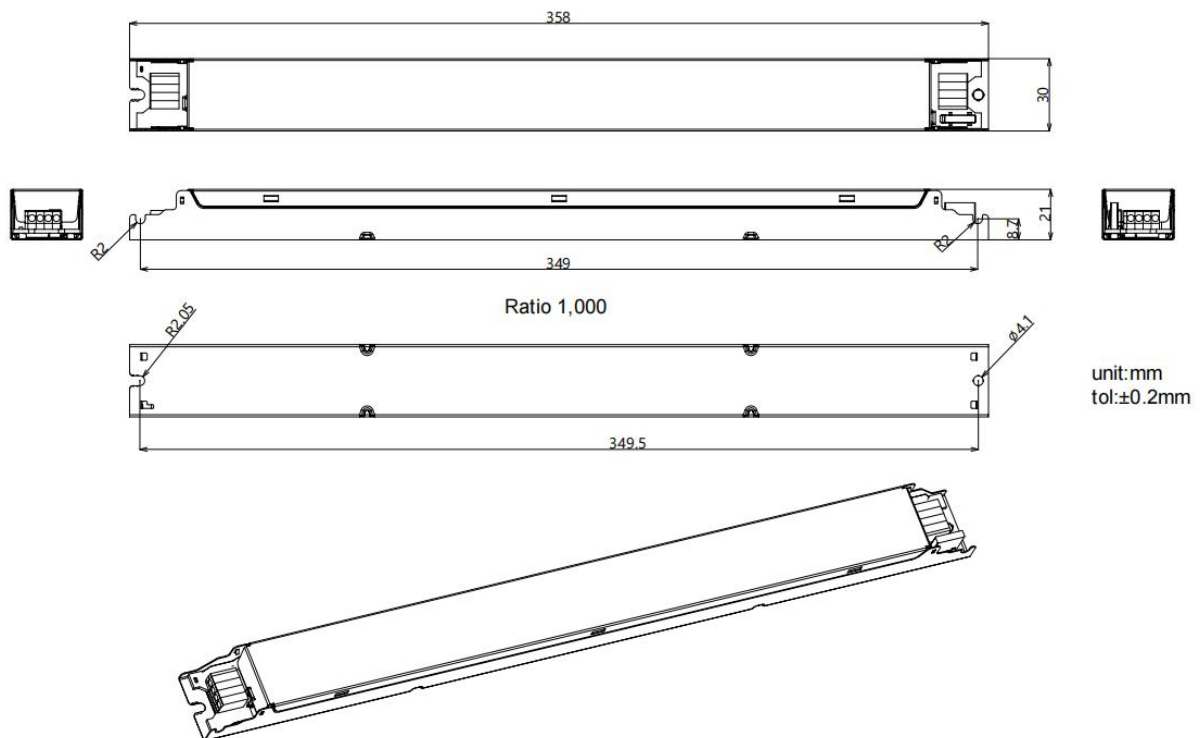
Dimensions

Housing dimensions


Length (L)	358 mm
Width (W)	30 mm
Height (H)	21 mm
Weight	0.256kg

Packaging details

Packing units	20 pcs
Carton size	381 x 128 x128 mm
Weight	6.4kg

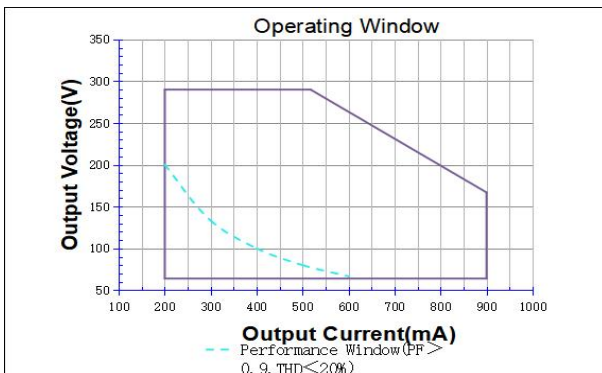
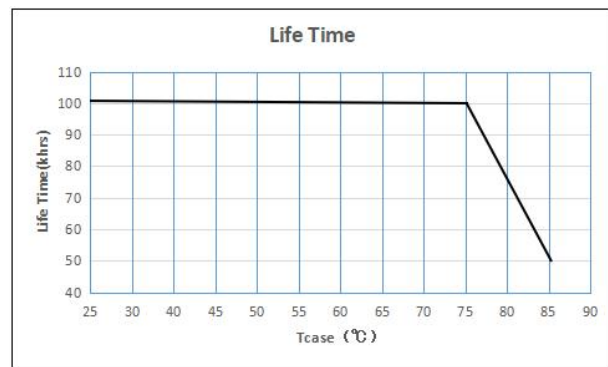
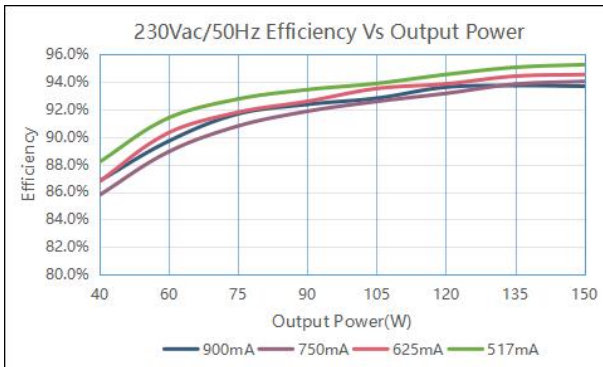
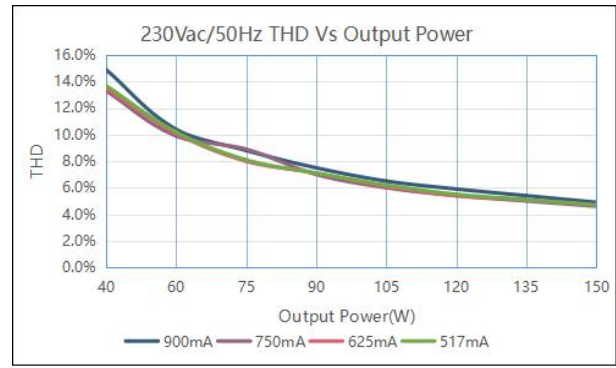
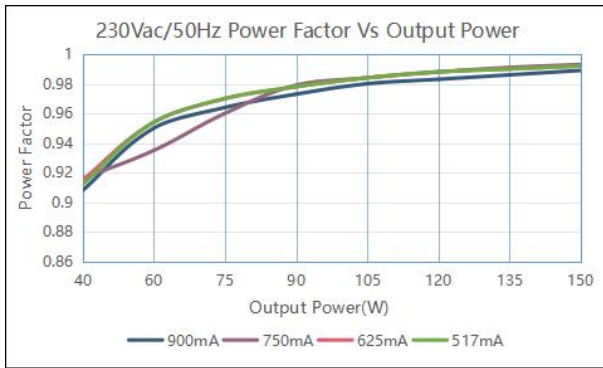


Wiring diagram



- All connections must be as short as possible to ensure good EMI performance.
- The luminaire wire should keep a certain distance from the LED power supply and other wires (5 - 10 cm is preferred).
- No secondary switches are allowed.
- Incorrect wiring can damage the LED.
- The wire must be well protected against short circuit.

Technical information



It's important to set the output current (AOC value) according to the LED voltage and make sure the power is within 150W + 5%.

Example of AOC settings

V LED (Vdc)	AOC max	Pout (W)
167	900 mA	150
200	750 mA	150
240	625 mA	150
290	517 mA	150