

Product features

- Flicker-free LED driver
- Built-in isolated adjustable power LED driver
- Current adjustment via NFC
- Output current 350...1400 mA
- Max. output power 50 W
- For luminaires with protection class I
- 5-year warranty



Product specifications

160778 ID LCCB 50/230/350-1400 NFC FV1

Output current	Input voltage	Output voltage	Efficiency @full load	Current accuracy	Power factor	Dimension LxWxH (mm)
350...1400 mA	220...240 Vac 220...240 Vdc	15...54 Vdc	88%	± 5%	0.9	278x30x21

Electrical specifications

Mains voltage supply

Rated input voltage range	220...240 Vac
Max. input voltage range	198...264 Vac
Rated frequency range	0/50/60 Hz
Max. input current	0.3 A @ 230 Vac

Battery operation

DC voltage range	220...240 Vdc
Max. DC voltage range	176...276 Vdc

Protection against voltage peaks

Withstand voltage	I/O: 3.0 kVac, I/FG: 1.5 kVac, O/FG: 1.5 kVac; < 5 mA, 60 sec
Mains surge immunity	L-N 1 kV, L-FG 2 kV, N-FG 2 kV

Total harmonic distortion (THD)

At rated input voltage range @ full load	20%
--	-----

Output data

Output current tolerance	± 5% at rated input voltage range
No load output voltage	60 Vdc
Ripple output current	5% (ripple = peak/average total 100 Hz)
Output PstLM	≤ 1 at full load @ rated input voltage
Output SVM	≤ 0.4 at full load @ rated input voltage

Protection functions output side

Overvoltage protection	The output voltage is less than or equal to 60 V
Overpower protection	The output power is less than or equal to 60 W
Short circuit protection	Hiccup mode. Protection device will trigger when short circuit and will auto recover after the fault mode is removed.

Dimming operation and interface

Standby power consumption	-
---------------------------	---

Connection terminals

Connection terminal type	Push in terminal
Wire cross section	Input and output wire: 0.5...1.5 mm ²
Wire stripping length	8...9 mm

Degree of protection

Protection rating	IP20
-------------------	------

Operating data

Output current range	NFC control adjusts the current: 350...1400 mA
Default current	350 mA
Output voltage range	15...54 Vdc

Circuit breaker / Inrush current

MCB loading quantity	Inrush current I _{peak} : 21.6 A			Inrush current T _{width} : 276 μs	
	MCB type	B10	C10	B16	C16
	Units	10	17	17	28

Supplementary instructions

- The luminaire manufacturer is responsible for measuring and verifying the EMI compliance of the complete luminaire, as the level of radio interference will vary depending on the luminaire construction. Especially primary and secondary cable lengths and their routing may have a significant effect on radio interference.
- For the push DIM function, please follow our instructions, which can be downloaded from www.cupower.com.

Environmental specifications

Operating temperature	-20...+50°C
Storage temperature	-25...+85°C
Working humidity	10%...90%
Store humidity	5%...95%
Lifetime	at Tc 80°C: 50,000 hrs @ 230 Vac
Maximum Tc temperature	80°C

Safety & EMC compliance

ENEC+CE	CCC	SAA
EN 61347-2-13:2014/A1:2017		AS/NZS IEC 61347.2.13:2013
EN 61347-1:2015		AS/NZS 61347.1:2016
EN 62384:2006/A1:2009		
EN 55015:2019/A11:2020		
EN 61000-3-2:2019		
EN 61000-3-3:2013		
EN 61547:2009		
EN 300 330 v2.1.1:2017		

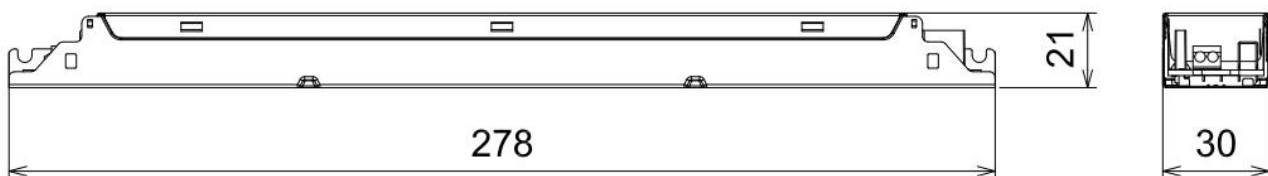
Dimensions

Housing dimensions


Length (L)	278 mm
Width (W)	30 mm
Height (H)	21 mm
Weight	0.21 kg

Packaging details

Packing units	56 pcs
Carton size	375 x 325 x 185 mm
Weight	12.3 kg

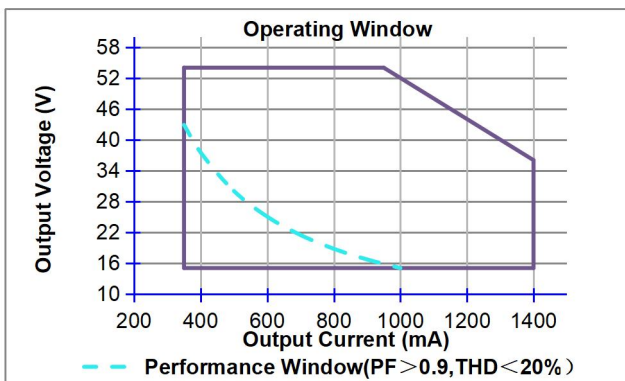
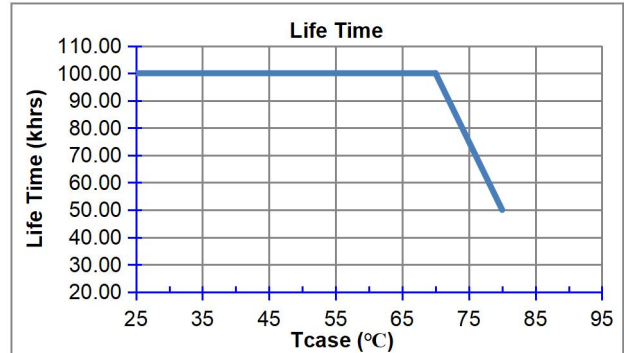
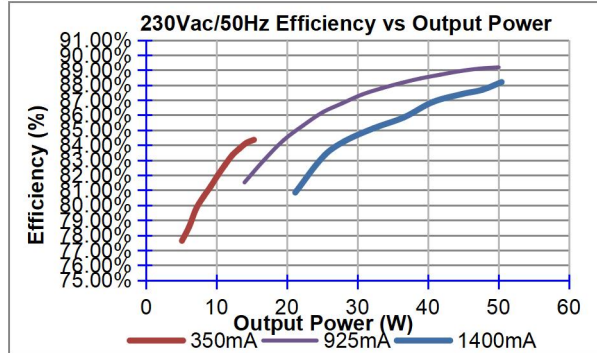
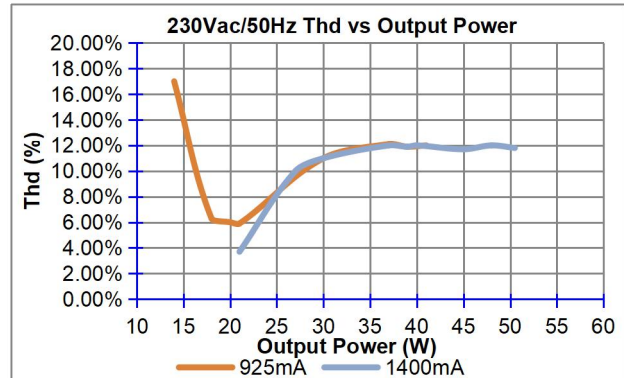
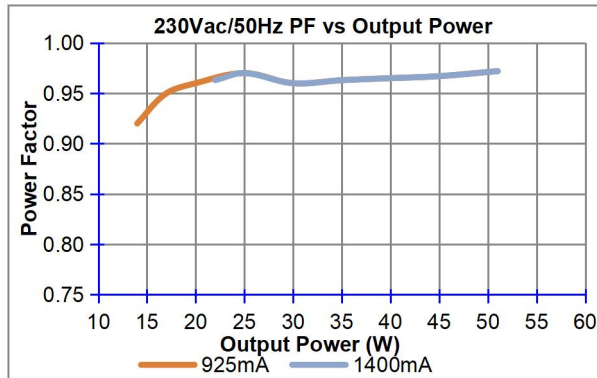


Wiring diagram



- All connections must be as short as possible to ensure good EMI performance.
- The luminaire wire should keep a certain distance from the LED power supply and other wires (5...10 cm is preferred).
- No secondary switches are allowed.
- Incorrect wiring can damage the LED.
- The wire must be well protected against short circuit.

Technical information



It's important to set the output current (AOC value) according to the LED voltage and make sure the power is within 50 W + 5%.

Example of AOC settings

V LED (Vdc)	AOC max	Pout (W)
54	925 mA	50
50	1000 mA	50
42	1190 mA	50
36	1400 mA	50