


Product features

- Fixed output independent LED driver
- Flicker-free LED driver
- Output current 500...700 mA
- Max. output power 28 W
- For luminaires with protection class II
- 5 years warranty



Product specifications

164523 XZ-QM30B-400XXX SERIES

Output current	Input voltage	Output voltage	Efficiency @ full load	Current accuracy	Power factor	Dimension LxWxH (mm)
700 mA	220...240 Vac	30...40 Vdc	91%	± 5%	0.95	112x38.5x21
650 mA						
600 mA						
550 mA						
500 mA						

Electrical specifications

Mains voltage supply

Rated input voltage range	220...240 Vac
Max. input voltage range	198...264 Vac
Rated frequency range	50/60 Hz
Max. input current	0.16 A @ 230 Vac

Protection against voltage peaks

Withstand voltage	I/p-O/p: 3.75 kVac, < 5 mA 60 sec
Mains surge immunity	L-N 1 kV

Total harmonic distortion (THD)

Total harmonic distortion (THD)	10% at 38 Vdc load @ rated input voltage range
---------------------------------	------------------------------------------------

Output data

Output current tolerance	± 5% at rated input voltage range
Turn-on Delay time	0.5 s at full load @ rated input voltage range
No load output voltage	55 Vdc Max

Ripple output current	5% (ripple = peak/average total 100 Hz)
Output PstLM	≤ 1 at full load @ rated input voltage
Output SVM	≤ 0.4 at full load @ rated input voltage

Protection functions output side

Short circuit protection	Yes
--------------------------	-----

Dimming operation and interface

Standby power consumption	
---------------------------	--

Connection terminals

Connection terminal type	0° push in terminal
Wire cross section	Input wire: 0.75 ... 1.5 mm ² and output wire: 0.2 ... 1.5 mm ²
Wire stripping length	8...9 mm

Degree of protection

Protection rating	IP20
-------------------	------

Operating data

Output voltage range	30...40 Vdc
Audible noise level	< 20 dB, at full load @ 100 cm distance

Circuit breaker / Inrush current

MCB loading quantity	Inrush current I _{peak} : 37.4A			Inrush current T _{width} : 105 μs	
	MCB type	B10	C10	B16	C16
	Units	17	28	27	45

Supplementary instructions

- The luminaire manufacturer is responsible for measuring and verifying the EMI compliance of the complete luminaire, as the level of radio interference will vary depending on the luminaire construction. Especially primary and secondary cable lengths and their routing may have a significant effect on radio interference.

Protection

- Over voltage protection: Hiccup mode. Protection device will trigger when load voltage exceeds specified output voltage and will auto recover after the fault mode is removed.
- Short circuit protection: Hiccup mode. Protection device will trigger when short circuit and will auto recover after the fault mode is removed.

Environmental specifications

Operating temperature	-20...+45°C
Storage temperature	-25...+85°C
Working humidity	10%...90%
Store humidity	5%...95%
Lifetime	at Tc 75°C: 50,000 hrs @ 230 Vac
Maximum Tc temperature	80°C

Safety & EMC compliance

ENEC+CE

CCC

SAA

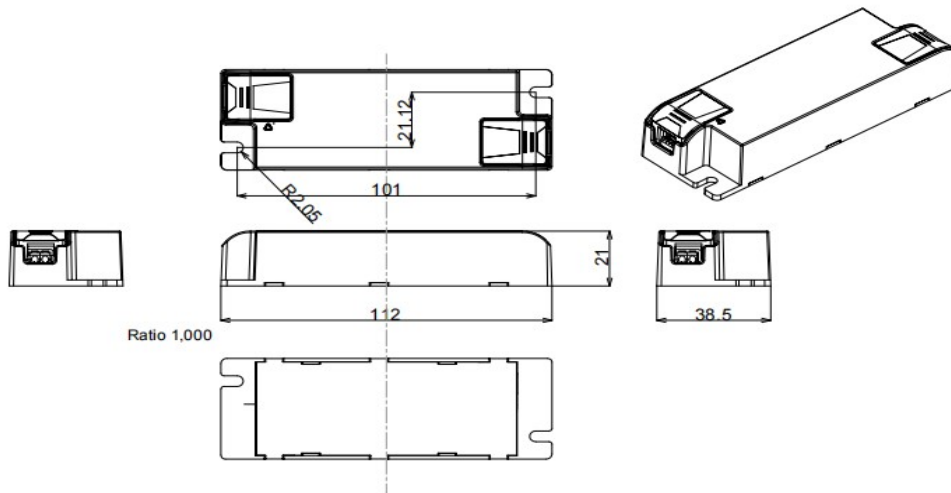
Dimensions

Housing dimensions

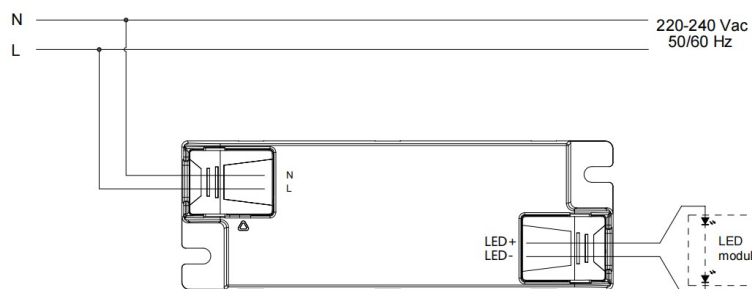
Length (L)	112 mm
Width (W)	38.5 mm
Height (H)	21 mm
Weight	0.062 kg

Packaging details

Packing units	120 pcs
Carton size	395 x 235 x 167 mm
Weight	8.1 kg



Wiring diagram



- All connections must be as short as possible to ensure good EMI performance.
- The luminaire wire should keep a certain distance from the LED power supply and other wires (5 - 10 cm is preferred).
- Incorrect wiring can damage the LED.
- The wire must be well protected against short circuit.

Technical information

