

Product features

- Flicker-free LED driver
- Supports DALI-2, push DIM, push CCT control
- Usable as DT6 (2-channel) or DT8 (tunable white) driver
- Current adjustment via NFC
- Output current 75...400 mA
- Max. output power 36 W
- DC emergency
- Current output default value 100%
- For luminaires with protection class I



Product specifications

161072 ID ELNCB 36/230/075-400 DT8 NFC

Output current	Input voltage	Output voltage	Efficiency @full	Current accuracy	Power factor	Dimension LxWxH (mm)
75...400 mA	220...240 Vac 220...240 Vdc	50...240 Vdc	90%	± 5%	0.9(@ 12...36 W)	278x30x16

Electrical specifications

Mains voltage supply

Rated input voltage range	220...240 Vac
Max. input voltage range	198...264 Vac
Rated frequency range	0/50/60 Hz
Max. input current	0.2 A @ 230 Vac

Battery operation

DC voltage range	220...240 Vdc
Max. DC voltage range	176...278 Vdc

Protection against voltage peaks

Withstand voltage	I/p-FG: 1.5 kVac, < 5 mA 60 sec
Mains surge immunity	L-N 1 kV, L-FG 2 kV, N-FG 2 kV

Total harmonic distortion (THD)

At rated input voltage range @ full load	20%
--	-----

Output data

Output current tolerance	± 5% at rated input voltage range
Ripple output current	5% (ripple = peak/average total 100 Hz)
Output PstLM	≤ 1 at full load @ rated input voltage
Output SVM	≤ 0.4 at full load @ rated input voltage

Protection functions output side

Overvoltage protection	The output voltage is less than or equal to 250 V
Overpower protection	The output power is less than or equal to 39 W
Short circuit protection	Short circuit protection is designed to turn off the output and cannot be automatically restored. After removing the short circuit, the output can be restored by one of the following two operations: <ul style="list-style-type: none"> • After receiving DALI instruction Off, turn on the light by dimming instruction • Restart the driver: Power on the driver five seconds after the power failure
No load output voltage	Open circuit protection is designed to shut off the output and cannot be automatically restored. After the open circuit is removed, the output can be restored by one of the following two operations <ul style="list-style-type: none"> • After receiving DALI instruction Off, turn on the light by dimming instruction • Restart the driver: Power on the driver five seconds after the power failure

Dimming operation and interface

Standby power consumption	≤ 0.3W
---------------------------	--------

Connection terminals

Connection terminal type	0° Push in terminal
Wire cross section	Input wire: 0.5...1.5 mm ² ; Output wire: 0.2...1.5 mm ²
Wire stripping length	8...9 mm

Degree of protection

Protection rating	IP20
-------------------	------

Operating data

Output current range	NFC control adjusts the current: 75...400 mA
Default current	75 mA
Output voltage range	50...240 Vdc

Circuit breaker / Inrush current

MCB loading quantity	Inrush current I _{peak} : 21.3 A			Inrush current T _{width} : 142 μs	
	MCB type	B10	C10	B16	C16
	Units	23	38	36	60

Supplementary instructions

- The luminaire manufacturer is responsible for measuring and verifying the EMI compliance of the complete luminaire, as the level of radio interference will vary depending on the luminaire construction. Especially primary and secondary cable lengths and their routing may have a significant effect on radio interference.
- For the push DIM function, please follow our instructions, which can be downloaded from www.cupower.com.

Environmental specifications

Operating temperature	-25...+55°C
Storage temperature	-40...+85°C
Working humidity	10%...90%
Store humidity	5%...95%
Lifetime	at Tc 75°C: 50,000 hrs @ 230 Vac
Maximum Tc temperature	75°C

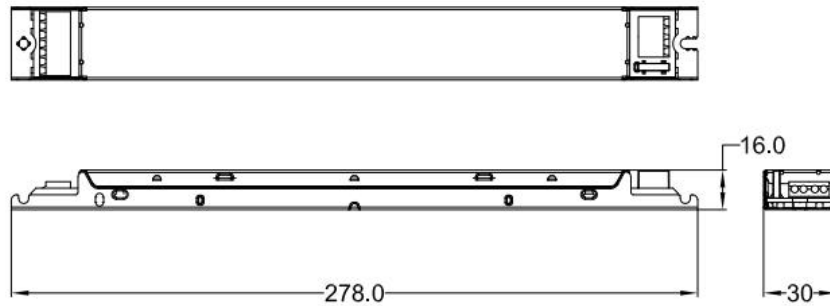
Safety & EMC compliance

ENEC+CE	CCC	SAA
EN 61347-1:2015/A1:2021	/	/
EN 61347-2-13:2014/A1:2017	/	/
EN 62384:2020	/	/
EN 300 330 V2.11:2017	/	/
EN 62479:2010	/	/
EN 50663:2017	/	/
EN 301 489-1 V2.2.3:2019	/	/
EN 301 489-3V2.3.2:2023	/	/
EN 55015:2019/A11:2020	/	/
EN 61547:2023	/	/
EN 61000-3-2:2019/A1:2021	/	/
EN 61000-3-3:2013/A2:2021	/	/
EN 61347-1:2015/A1:2021	/	/
EN 61347-2-13:2014/A1:2017	/	/



Dimensions

Housing dimensions	
Length (L)	278 mm
Width (W)	30 mm
Height (H)	16 mm
Weight	0.18 kg

Packaging details	
Packing units	20 pcs.
Carton size	299 x 128 x 103 mm
Weight	4.7 kg

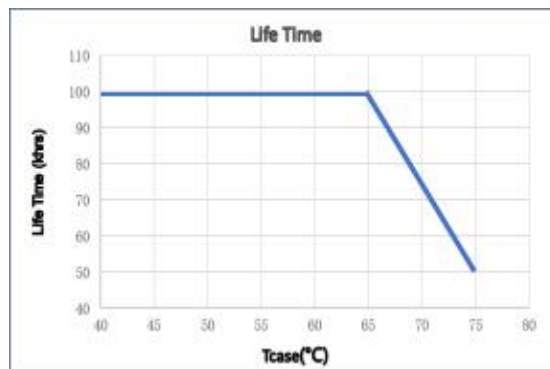
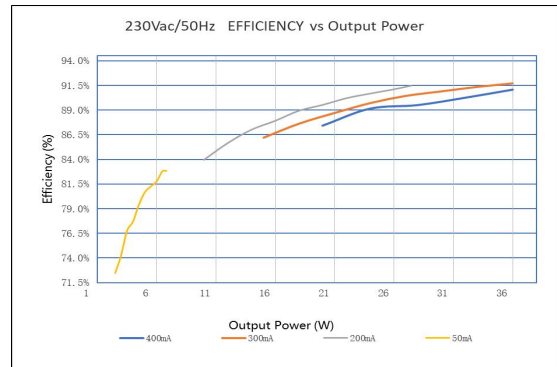
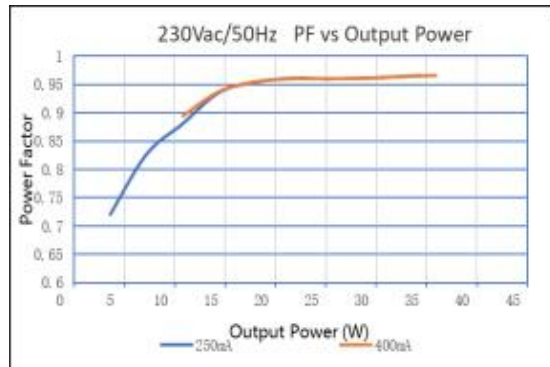
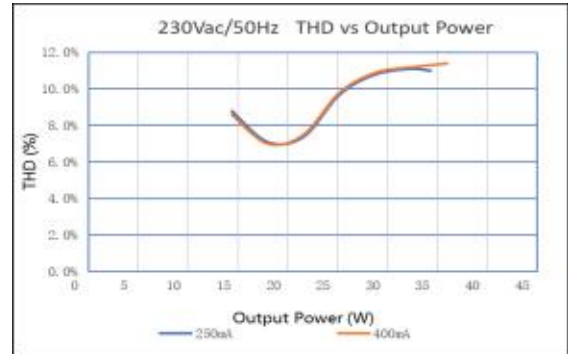
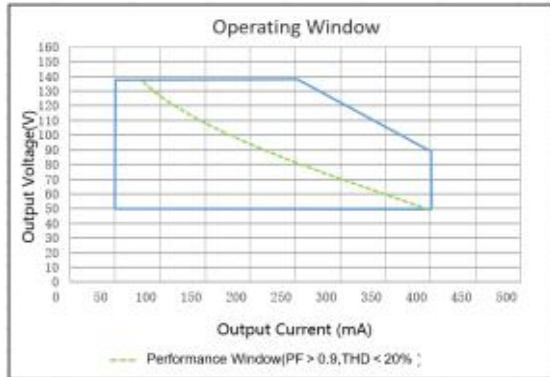


Wiring diagram



- All connections must be as short as possible to ensure good EMI performance.
- The luminaire wire should keep a certain distance from the LED power supply and other wires (5 - 10 cm is preferred).
- No secondary switches are allowed.
- Incorrect wiring can damage the LED.
- The wire must be well protected against short circuit.

Technical information



It's important to set the output current (AOC value) according to the LED voltage and make sure the power is within 36 W + 5%.

Example of AOC settings

V LED (Vdc)	AOC max	Pout (W)
137	262 mA	36
120	300 mA	36
100	360 mA	36
90	400 mA	36