

Product features

- Isolated adjustable power LED driver
- Flicker free LED driver
- Output current 400...750 mA by DIP Switch adjust
- Max. output power 30 W
- DC emergency
- Adjustable color temperature function
- For luminaries of protection class I, II
- 5-year warranty



Product specifications

165452 XZ-LT30B-400075-D30

Output current	Input voltage	Output voltage	Efficiency @ full load	Current accuracy	Power factor @ full load	Dimension L x W x H (mm)
750 mA	220...240 Vac 220...240 Vdc	25...40 Vdc	91%	± 5%	0.93C	176.0 x 29.6 x 21.0
650 mA			91%			
500 mA			91%			
400 mA			91%			

Electrical specifications

Mains voltage supply

Rated input voltage range	220...240 Vac
Max. input voltage range	198...264 Vac
Rated frequency range	0/50/60 Hz
Max. input current	0.16 A @ 230 Vac

Battery operation

DC voltage range	220...240 Vdc
Max. DC voltage range	176...280 Vdc

Protection against voltage peaks

Withstand voltage	I/p-O/p: 3.75 kVac, < 5 mA 60 sec
Mains surge immunity	L-N 1 kV

Total harmonic distortion (THD)

At rated input voltage range @ full load	10%
--	-----

Output data

Output current tolerance	± 5% at rated input voltage range
No load output voltage	≤ 55 Vdc
Ripple output current	5% (ripple = peak/average total 100 Hz)
Output PstLM	≤ 1 at full load @ rated input voltage
Output SVM	≤ 0.4 at full load @ rated input voltage

Protection functions output side

Overvoltage protection	The output voltage is less than or equal to 55 V
Short circuit protection	Yes
Overpower protection	/

Dimming operation and interface

Standby power consumption	/
---------------------------	---

Connection terminals

Connection terminal type	0° push in terminal
Wire cross section	Input wire: 0.75...1.5 mm ² ; output wire: 0.2...1.5 mm ²
Wire stripping length	8...9 mm

Degree of protection

Protection rating	IP20
-------------------	------

Operating data

Output current range	DIP-switch adjusts the current: 400 mA; 500 mA; 650 mA; 750 mA
Default current	400 mA
Output voltage range	25...40 Vdc

Circuit breaker / Inrush current

MCB loading quantity	Inrush current I _{peak} : 17.63 A			Inrush current T _{width} : 179 μs	
	MCB type	B10	C10	B16	C16
	Units	33	55	53	89

Supplementary instructions

- The luminaire manufacturer is responsible for measuring and verifying the EMI compliance of the complete luminaire, as the level of radio interference will vary depending on the luminaire construction. Especially primary and secondary cable lengths and their routing may have a significant effect on radio interference.

Environmental specifications

Operating temperature	-20...+50°C
Storage temperature	-25...+85°C
Working humidity	10%...90%
Store humidity	5%...90%
Lifetime	at Tc 70°C: 100,000 hrs; at Tc 80°C: 50,000 hrs;
Maximum Tc temperature	80°C

Safety & EMC compliance

ENEC+CE	CCC	SAA
EN 61347-1:2015/A1:2021	/	/
EN 61347-2-13:2014/A1:2017	/	/
EN 62384:2020	/	/
EN 61347-1:2015/A1:	/	/
EN 61347-2-13:2014/A1	/	/
EN 62493:2015/A1:2022	/	/

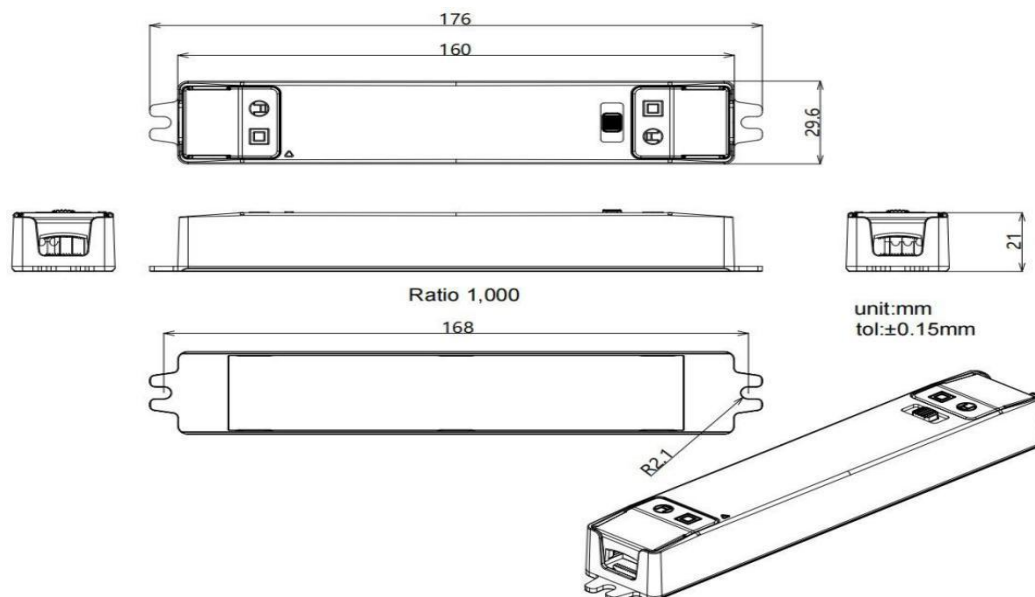
Dimensions

Housing dimensions

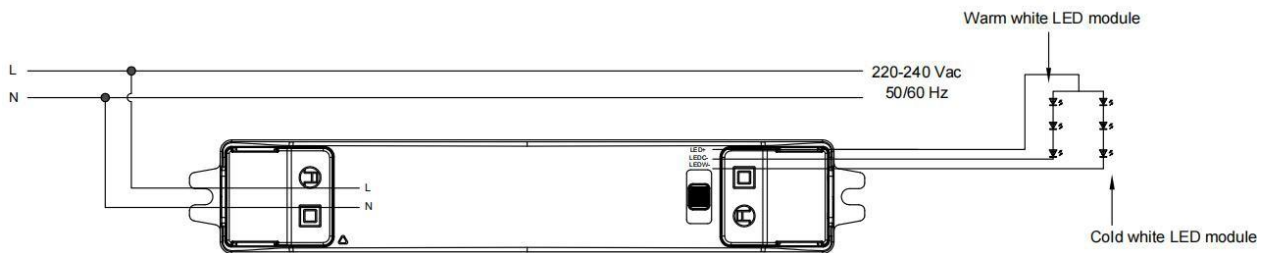
Length (L)	176.0 mm
Width (W)	29.6 mm
Height (H)	21.0 mm
Weight	0.090 kg

Packaging details

Packing units	60 pcs
Carton size	317 x 187 x 160 mm
Weight	5.6 kg

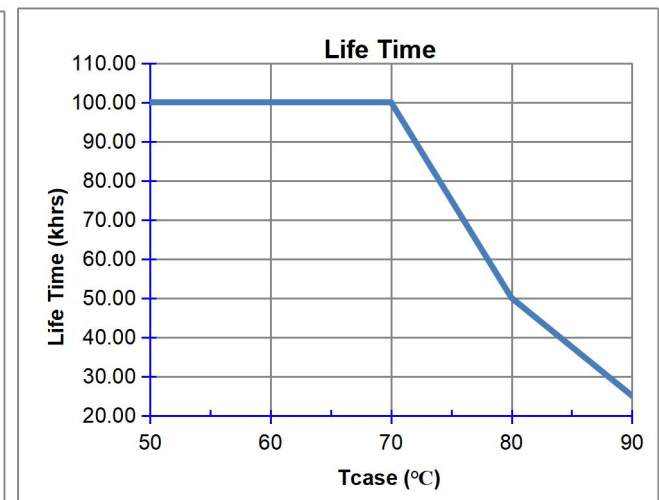
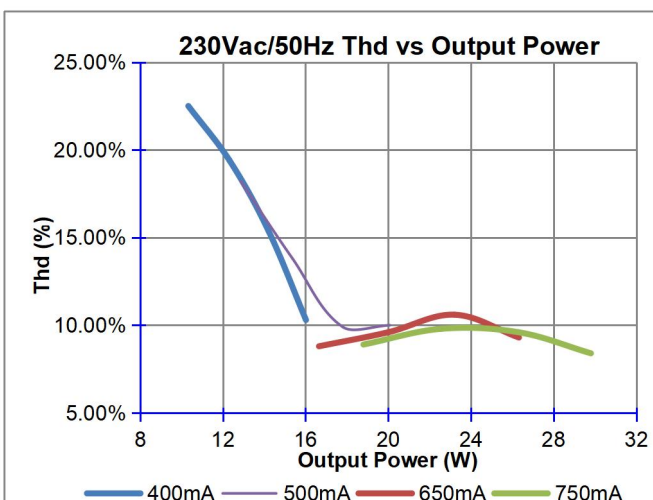
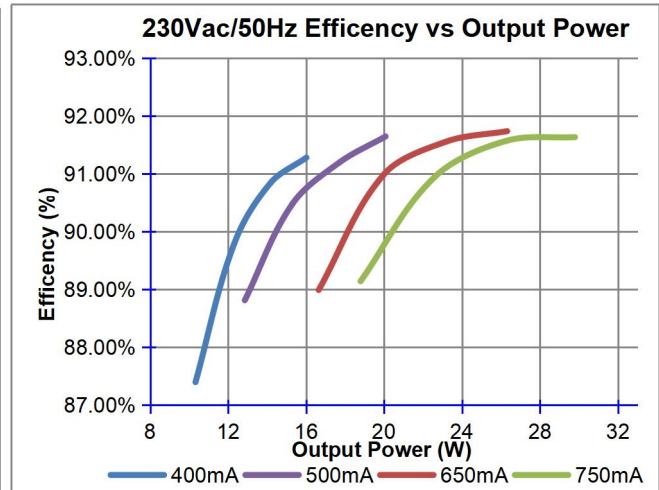
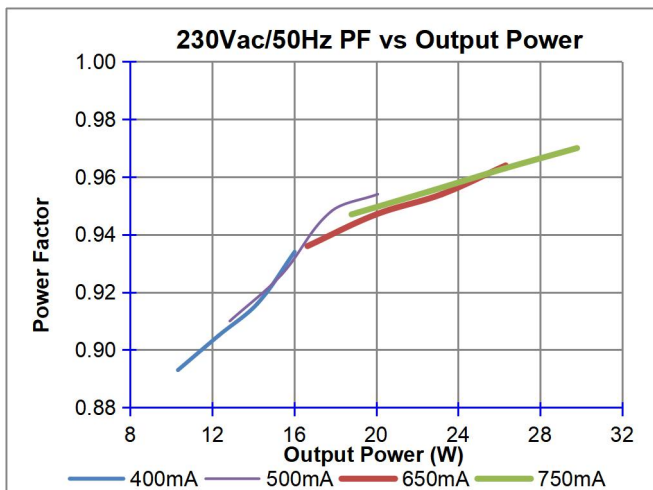


Wiring diagram

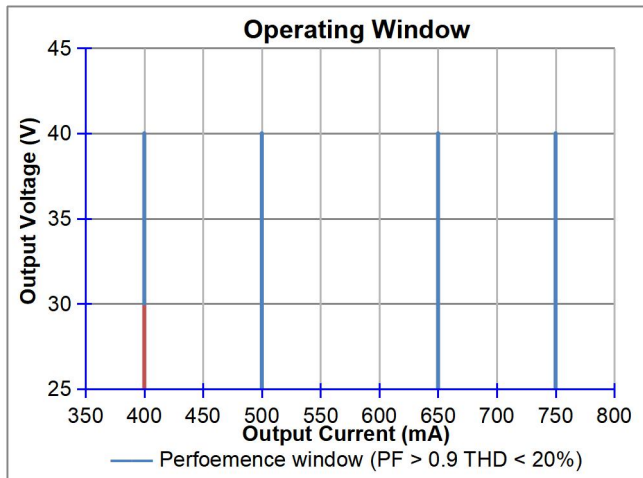


- All connections must be as short as possible to ensure good EMI performance.
- The luminaire wire should keep a certain distance from the LED power supply and other wires (5...10 cm is preferred).
- No secondary switches are allowed.
- Incorrect wiring can damage the LED.
- The wire must be well protected against short circuit.

Technical information



It's important to set the output current (AOC value) according to the LED voltage and make sure the power is within 30 W + 5%.



Adjustable output current with DIP-switch

Vout (V)	Pout (W)	Iout (mA)	1	2
25-40	16	400	-	-
	20	500	-	ON
	26	650	ON	-
	30	750	ON	ON