


Product features

- Built-in non isolated adjustable power LED driver
- Current adjustment via NFC
- Constant lumen output (CLO)
- Output current 50...400 mA
- Max. output power 36 W
- DC emergency
- Flicker-free, with a dimming range of 1...100% (amplitude dimming) via an Skylink.
- Current output default value 100%
- For luminaires with protection class I
- 5 years warranty
- With anti glow function
- Packing unit programming: configure a large number of drivers in parallel via NFC



Product specifications

166602 ID ELNCB 36/230/050-400 SKY NFC

Output current	Input voltage	Output voltage	Efficiency @ full load	Current accuracy	Power factor	Dimension L x W x H (mm)
50...400 mA	220...240 Vac 220...240 Vdc	50...137 Vdc	90% (@ 137 V 260 mA)	± 5%	> 0.9 (Output Power > 10W, Input: 230V 50Hz)	278 x 29.5 x 16

Electrical specifications

Mains voltage supply

Rated input voltage range	220...240 Vac
Max. input voltage range	198...264 Vac
Rated frequency range	0/50/60 Hz
Max. input current	0.2 A @ 230 Vac & 0.2 A @ 230 Vdc

Battery operation

DC voltage range	220...240 Vdc
Max. DC voltage range	176...276 Vdc

Protection against voltage peaks

Withstand voltage	I/p-FG: 1.5 kVac, < 5 mA 60 sec
Mains surge immunity	L-N 1 kV, L-FG 2 kV, N-FG 2 kV

Total harmonic distortion (THD)

At rated input voltage range @ full load	10%
--	-----

Output data

Output current tolerance	± 5% at rated input voltage range
--------------------------	-----------------------------------

No load output voltage	≤ 160 Vdc
Ripple output current	5% (ripple = peak/average total 100 Hz)
Output PstLM	≤ 1 at full load @ rated input voltage
Output SVM	≤ 0.4 at full load @ rated input voltage
DC emergency level	Current output decreased to 15% (programmable)

Protection functions output side

Overvoltage protection	The output voltage is less than or equal to 160 V
Overpower protection	The output power is less than or equal to 41 W
Short circuit protection	<p>Short circuit protection is designed to turn off the output and cannot be automatically restored. After removing the short circuit, the output can be restored by one of the following two operations:</p> <ul style="list-style-type: none"> • Turn on the light using the BLE dimming command. • Restart the driver: Turn off the power first, and then turn on the drive power after five seconds

Dimming operation and interface

Standby power consumption	< 0.4 W
Dimming mode	BLE dimming
Dimming method	AM dimming
Dimming current range	1%...100%

Connection terminals

Connection terminal type	0° push in terminal
Wire cross section	Input and output wire: 0.5...1.5 mm ²
Wire stripping length	8...9 mm

Degree of protection

Protection rating	IP20
-------------------	------

Operating data

Output current range	NFC control adjusts the current: 50...400 mA
Default current	50 mA
Output voltage range	50...137 Vdc

Circuit breaker / Inrush current

MCB loading quantity	Inrush current Ipeak: 14.3 A			Inrush current Twidth: 254 μs	
	MCB type	B10	C10	B16	C16
	Units	17	29	28	46

Supplementary instructions

- The luminaire manufacturer is responsible for measuring and verifying the EMI compliance of the complete luminaire, as the level of radio interference will vary depending on the luminaire construction. Especially primary and secondary cable lengths and their routing may have a significant effect on radio interference.
- For the push DIM function, please follow our instructions, which can be downloaded from www.cupower.com.
- The recommended NFC communication distance: 5...20 mm.

Environmental specifications

Operating temperature	-20...+55°C
Storage temperature	-25...+85°C
Working humidity	10%...90%
Store humidity	5%...95%
Lifetime	at Tc 75°C: 50,000 hrs @ 230 Vac; at Tc 65°C: 100,000 hrs @ 230Vac
Maximum Tc temperature	75°C

Safety & EMC compliance

ENEC+CE	CCC	SAA

Accessories



IC EC BLE CH CS B

Art. 168927

IC EC BLE CH CS W

Art. 167685

Dimensions	Length (mm)	Width (mm)	Height (mm)
Skylink casing	40	31	16
Wire	300	N/A	N/A

Dimensions

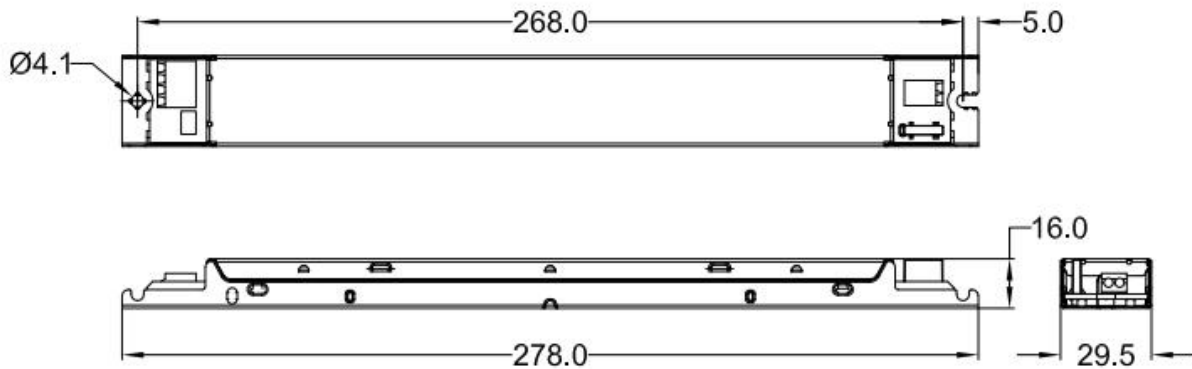
Housing dimensions

Length (L)	278 mm
Width (W)	29.5 mm
Height (H)	16 mm

For all dimensions: values in mm; tolerances: ± 0.5 mm

Packaging details

Packing units	20 pcs
Carton size	299 x 128 x 103 mm
Carton weight	3.25 kg
Product weight	0.157kg

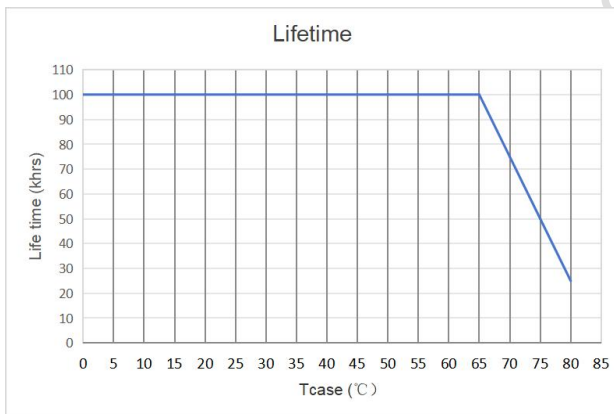
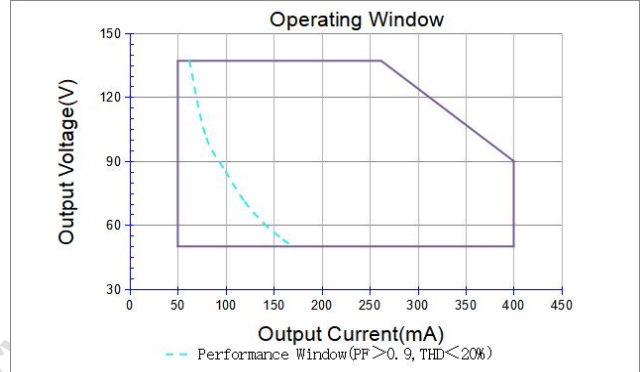
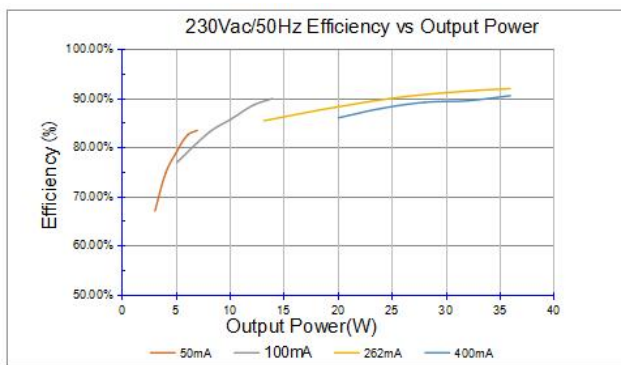
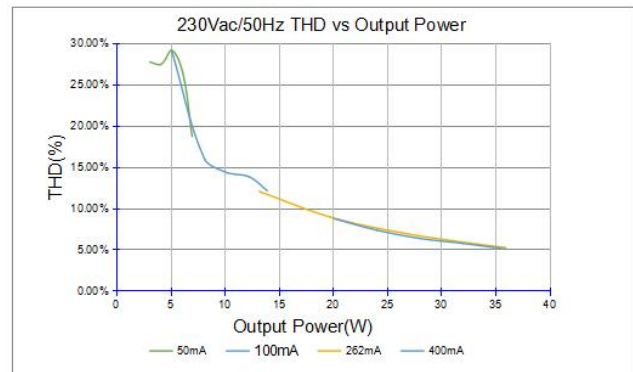
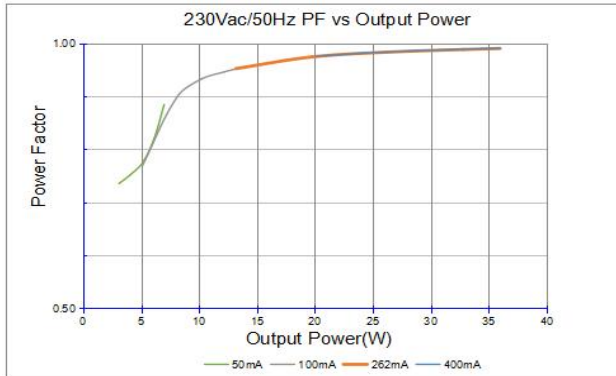


Wiring diagram



- All connections must be as short as possible to ensure good EMI performance.
- The luminaire wire should keep a certain distance from the LED power supply and other wires (5...10 cm is preferred).
- No secondary switches are allowed.
- Incorrect wiring can damage the LED.
- The wire must be well protected against short circuits.

Technical information



It's important to set the output current (AOC value) according to the LED voltage and make sure the power is within 36 W + 5%.

Example of AOC settings

V LED (Vdc)	AOC max	Pout (W)
137	262 mA	36
120	300 mA	36
100	360 mA	36
90	400 mA	36