

Product features

- Bluetooth dimming adjustable power LED driver
- Flicker-free LED driver
- Current adjustment via NFC
- Output current 50...400 mA
- Max. output power 75 W
- Constant lumen output (CLO)
- For luminaires with protection class I
- 5 years warranty



Product specifications

161300 ID LCCB 75/230/50-400 B NFC FV1 CO

Output current	Input voltage	Output voltage	Efficiency @ full load	Current accuracy	Power factor	Dimension LxWxH (mm)
50 mA	220...240 Vac 220...240 Vdc	50...220 Vdc	86%	± 5%	0.9	278x30x16
150 mA		50...220 Vdc	91%			
300 mA		50...220 Vdc	92%			
400 mA		50...187.5 Vdc	92%			

Electrical specifications

Mains voltage supply

Rated input voltage range	220...240 Vac
Max. input voltage range	198...264 Vac
Rated frequency range	0/50/60 Hz
Max. input current	0.46 A @ 230 Vac

Battery operation

DC voltage range	220...240 Vdc
Max. DC voltage range	176...276 Vdc

Protection against voltage peaks

Withstand voltage	l/p-FG: 1.5 kVac, < 5 mA 60 sec
Mains surge immunity	L-N 1 kV, L-FG 2 kV, N-FG 2 kV

Total harmonic distortion (THD)

At rated input voltage range @ full load	15%
--	-----

Output data

Output current tolerance	± 5% at rated input voltage range
No load output voltage	250 Vdc
Ripple output current	5% (ripple = peak/average total 100 Hz)
Output PstLM	≤ 1 at full load @ rated input voltage
Output SVM	≤ 0.4 at full load @ rated input voltage

Protection functions output side

Overvoltage protection	The output voltage is less than or equal to 250 V
Overpower protection	The output power is less than or equal to 85 W
Short circuit protection	Yes

Dimming operation and interface

Dimming range	1%...100%
Standby power consumption	0.3 W

Connection terminals

Connection terminal type	0° push in terminal
Wire cross section	Input wire: 0.5...1.5 mm ² ; Output wire: 0.2...1.5 mm ²
Wire stripping length	8...9 mm

Degree of protection

Protection rating	IP20
-------------------	------

Operating data

Output current range	NFC control adjusts the current: 50...400 mA
Default current	50 mA
Output voltage range	50...220 Vdc
Noise level	< 20 dB, at full load @ 100 cm distance

Circuit breaker / Inrush current

MCB loading quantity	Inrush current I _{peak} : 22 A		Inrush current T _{width} : 220 μs		
	MCB type	B10	C10	B16	C16
	Units	22	22	35	35

Supplementary instructions

- The luminaire manufacturer is responsible for measuring and verifying the EMI compliance of the complete luminaire, as the level of radio interference will vary depending on the luminaire construction. Especially primary and secondary cable lengths and their routing may have a significant effect on radio interference.
- Hiccup mode. Protection device will trigger when short circuit and will auto recover after the fault mode is removed

Installation instruction

- Install the LED driver in the direct neighborhood of other Cosmicnode products.
- The LED driver contains an antenna for wireless communication with other Cosmicnode products. Operation of the antenna should not be disrupted.
- Do not mount the LED driver inside a metal housing or directly next to a large metal object.
- Some glass and plastic materials influence the operation of an antenna.
- Contact Cosmicnode in case of doubt via: <https://www.cosmicnode.com/>

Cupower configuration

- Cosmicnode is a unique, fully wireless control system. For more information about Cosmicnode: <https://www.cosmicnode.com/>.
- The LED driver is Cosmicnode smart ready.
- When the LED driver is powered, the connected lamp goes on.
- The Cosmicnode software licence is delivered separately to the client and activated during commissioning of the Cosmicnode solution.
- The LED driver is compatible to work with Cosmicnode enabled equipment.
- The LED driver is configurable via the Cosmicnode app and management system.

Environmental specifications

Operating temperature	-20...+50°C
Storage temperature	-25...+85°C
Working humidity	10%...90%
Store humidity	5%...90%
Lifetime	at Tc 80°C: 50,000 hrs; at Tc 70°C: 100,000 hrs @ 230 Vac
Maximum Tc temperature	80°C

Safety & EMC compliance

ENEC+CE

CCC

SAA

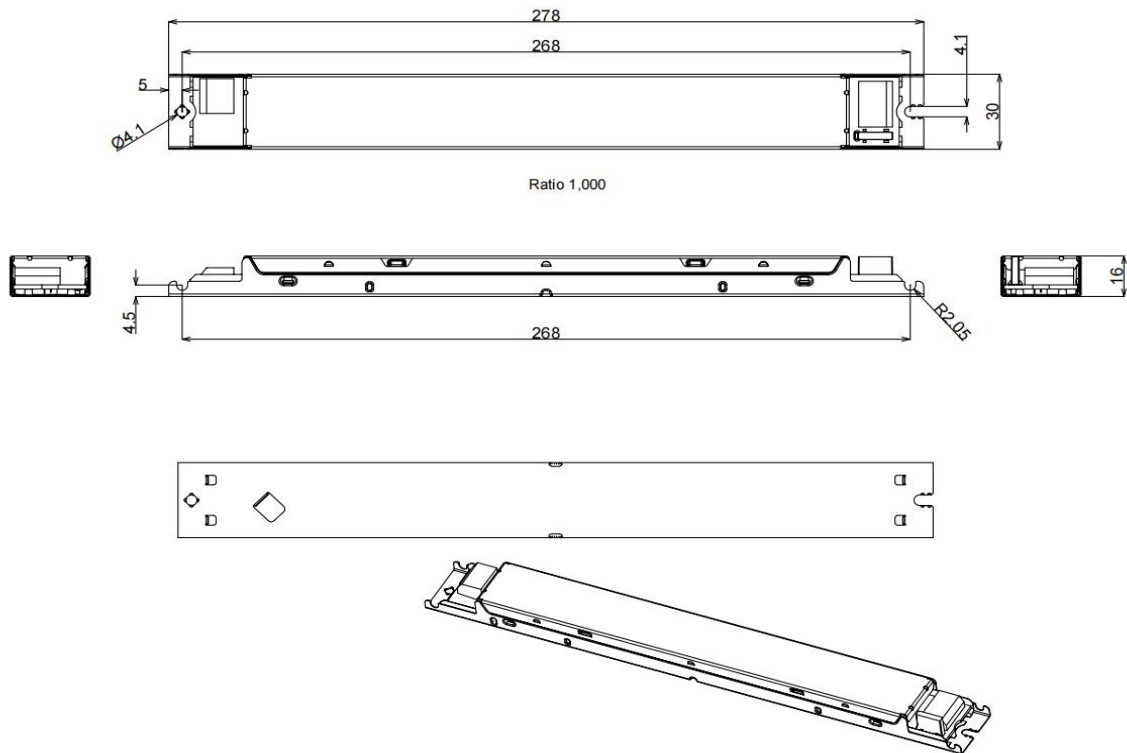
Dimensions

Housing dimensions


Length (L)	278 mm
Width (W)	30 mm
Height (H)	16 mm
Weight	0.177 kg

Packaging details

Packing units	20 pcs
Carton size	299 x 128 x 103 mm
Weight	4.5 kg

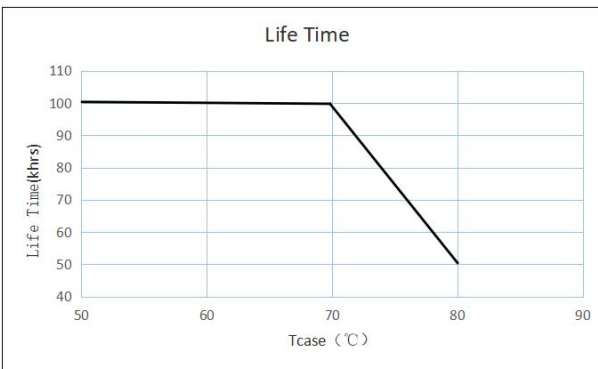
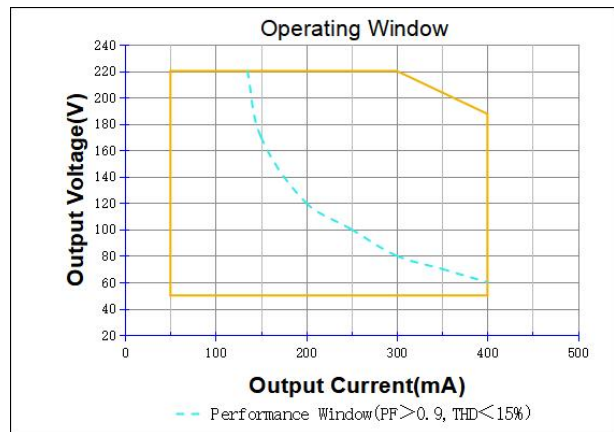
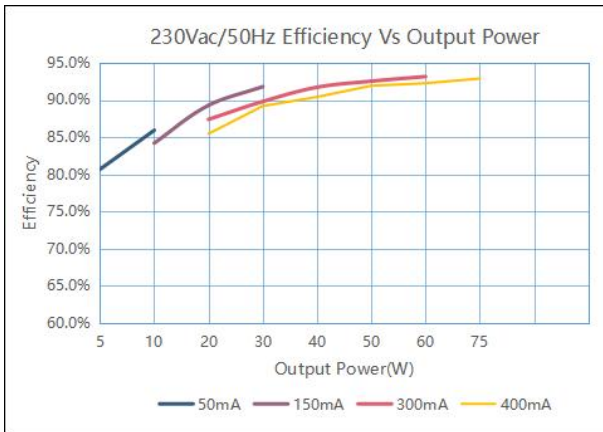


Wiring diagram



- All connections must be as short as possible to ensure good EMI performance.
- The luminaire wire should keep a certain distance from the LED power supply and other wires (5...10 cm is preferred).
- No secondary switches are allowed.
- Incorrect wiring can damage the LED.
- The wire must be well protected against short circuit.

Technical information



It's important to set the output current (AOC value) according to the LED voltage and make sure the power is within 75 W + 5%.

Example of AOC settings

V LED (Vdc)	AOC max	Pout (W)
220	50 mA	11
220	150 mA	33
220	300 mA	66
187.5	400 mA	75