CUPOWER

ID UCSVB 60/120277/24 ND

Art.111103

Class P Class 2

Product features

- Compact Constant Voltage LED Driver
- Built-in active PFC function
- Efficiency up to 92 %
- Flicker-free LED driver
- Max. output power 60 W
- Protections: short circuit/over load/over temperature
- 5 years warranty

Product specifications

111103 ID UCSVB 60/120277/24 ND

Output current	Input voltage	Output voltage	Efficiency @ full load	Voltage Accuracy	Power factor
0 … 2,500 mA	120 … 277 VAC	24 VDC	88 % @ 120 VAC 92 % @ 277 VAC	± 5 %	0.95

Preliminary Version

Electrical specifications

Mains voltage supply

Rated input voltage range	120 … 277 VAC; performance range
Max. input voltage range	108 … 305 VAC; operational safety range
Rated frequency range	50/60 Hz
Performance/Operational safety	47 … 63 Hz
Max. input current	0.6 A

Protection against voltage peaks

Withstand voltage	I/p-O/p: 1.8 kVAC, < 5 mA 60 s, I/p-earth: 1.8 kVAC, < 5 mA 60 s, O/p-earth: 0.6 kVAC, < 5 mA 60 s
Mains surge immunity	L-N 1 kV, L/N-earth 2 kV 2.5 kV ring wave

Total harmonic distortion (THD)

At rated input voltage range @ full load	≤ 20 %

Output data

Output voltage tolerance	± 5 % at rated input voltage range
Voltage Regulation	± 0.5 %
Load Regulation	± 1 %
Ripple output voltage	2 %
Noise level	< 20 dB(A) at full load @ 100 cm distance

Hunan Xiezhen Electronics Co., Ltd.
Block A&B, Building 11, Innovation Park Linyi Road,
Bailutang Town Suxian District, Chenzhou, Hunan - China

CUPOWER Europe GmbH
Ahornweg 5a
58675 Hemer - Germany

CUPOWER North America, Inc.
655 Raco Dr. Suite A,
Lawrenceville, GA 30046 - USA

Version: 20261021

www.cupower.com

Errors excepted. We reserve the right to make alterations in the interest of improving our products.

Protection functions output side

Overload protection	Intelligently reduce the output voltage, auto-recovery or re-power on to recovery.
Short circuit protection	shut down o/p voltage, re-power on to recover after fault condition is removed.
Over Temperature protection	100 °C ± 10 °C Intelligently reduce the output voltage and current.auto-recovery

Wiring

Main input wire	UL1332, 18 AWG, 300 V, 200 °C, black L, white N, wire exposed 5.9 + 0.39 in (152 + 10 mm), tinplating length 0.39 ± 0.04 in (10 ± 1 mm).
Main output wire	UL1332, 18 AWG, 300 V, 200 °C, brown LED+, blue LED-, wire exposed 5.9 + 0.39 in (152 + 10 mm), tinplating length 0.39 ± 0.04 in (10 ± 1 mm).

Degree of protection

Protection rating	IP20

Supplementary instructions

- The luminaire manufacturer is responsible for measuring and verifying the EMI compliance of the complete luminaire, as the level of radio interference will vary depending on the luminaire construction. Especially primary and secondary cable lengths and their routing may have a significant effect on radio interference.

Preliminary Version

Environmental specifications

Operating temperature	-25 … +50 °C
Storage temperature	-25 … +85 °C
Working humidity	10 … 90 %
Storage humidity	5 … 95 %
Lifetime	at Tc 75 °C: 50,000 h @ performance range (0.2 % / 1,000 h failure rate)
Maximum Tc temperature	90 °C

Safety & EMC compliance

UL	FCC	
UL8750		
CLASS P		
CSA C22.2 NO.250.13		
UL1310-CLASS 2		

Hunan Xiezhen Electronics Co., Ltd.
Block A&B, Building 11, Innovation Park Linyi Road,
Bailutang Town Suxian District, Chenzhou, Hunan - China

CUPOWER Europe GmbH
Ahornweg 5a
58675 Hemer - Germany

CUPOWER North America, Inc.
655 Raco Dr. Suite A,
Lawrenceville, GA 30046 - USA

Version: 20261021

www.cupower.com

Errors excepted. We reserve the right to make alterations in the interest of improving our products.

Dimensions

Housing dimensions	
Length (L)	5.61 in (142.4 mm)
Width (W)	0.83 in (21.0 mm)
Height (H)	0.78 in (19.5 mm)
For all dimensions: values in in/mm; tolerances: ± 0.5 mm	

Packaging details	
Packing units	60 pcs
Master carton	265 x 180 x 145 mm
Carton weight	7.91 kg
Product weight	0.126 kg

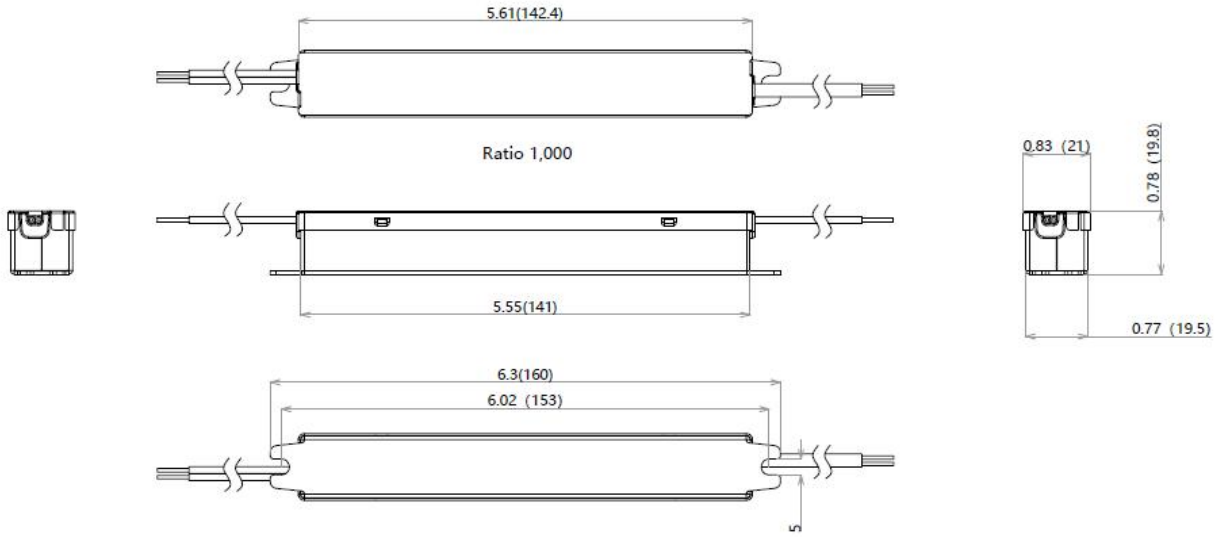

Wiring diagram



- All connections must be as short as possible to ensure good EMI performance.
- The luminaire wire should keep a certain distance from the LED power supply and other wires (5 … 10 cm is preferred).
- Incorrect wiring can damage the LED.
- The wire must be well protected against short circuits.

Hunan Xiezhen Electronics Co., Ltd.
Block A&B, Building 11, Innovation Park Linyi Road,
Bailutang Town Suxian District, Chenzhou, Hunan - China

CUPOWER Europe GmbH
Ahornweg 5a
58675 Hemer - Germany

CUPOWER North America, Inc.
655 Raco Dr. Suite A,
Lawrenceville, GA 30046 - USA

Version: 20261021

www.cupower.com

Errors excepted. We reserve the right to make alterations in the interest of improving our products.

Technical information

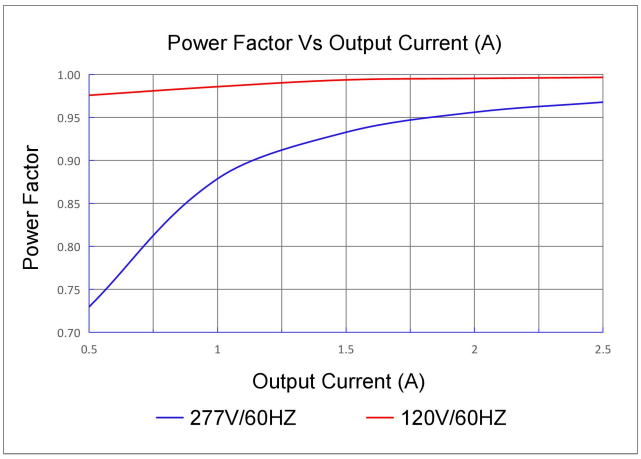

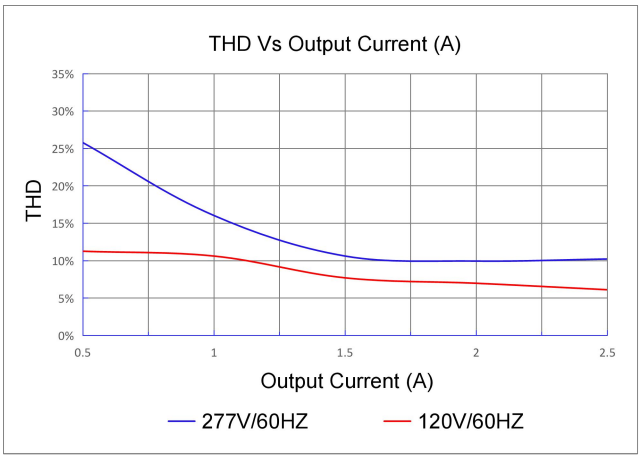

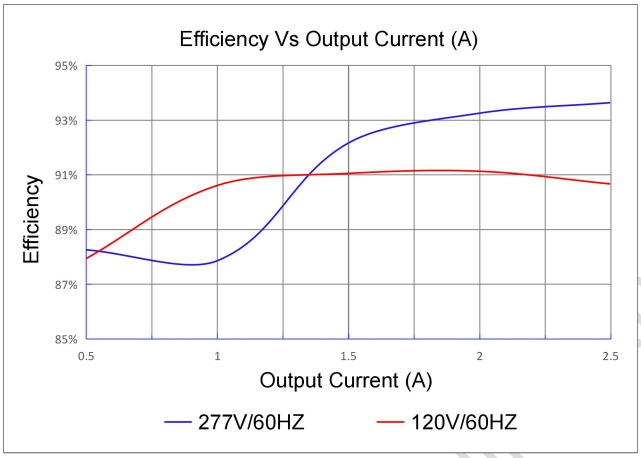

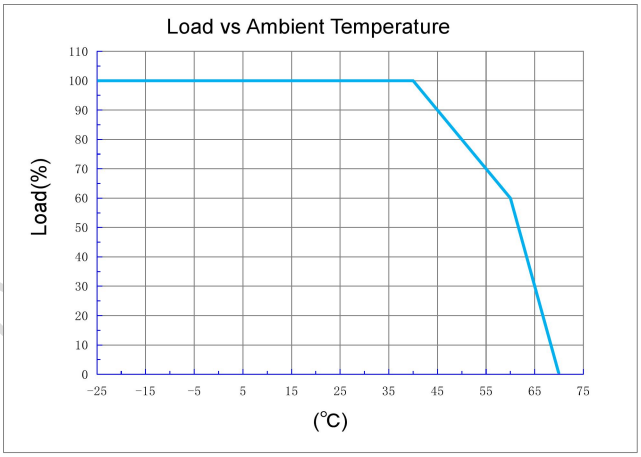

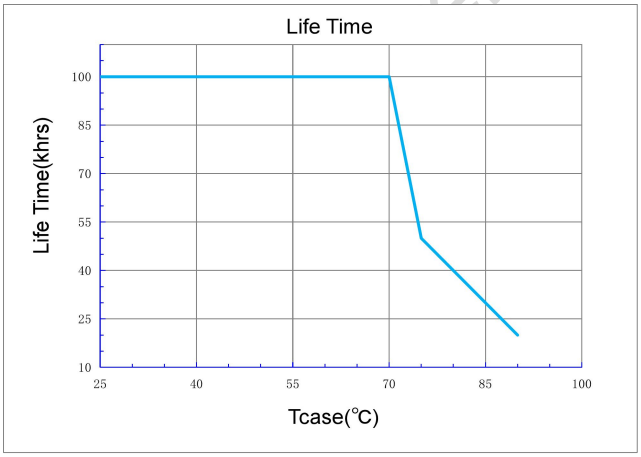

Hunan Xiezhen Electronics Co., Ltd.
Block A&B, Building 11, Innovation Park Linyi Road,
Bailutang Town Suxian District, Chenzhou, Hunan - China

CUPOWER Europe GmbH
Ahornweg 5a
58675 Hemer - Germany

CUPOWER North America, Inc.
655 Raco Dr. Suite A,
Lawrenceville, GA 30046 - USA

Version: 20261021

www.cupower.com

Errors excepted. We reserve the right to make alterations in the interest of improving our products.